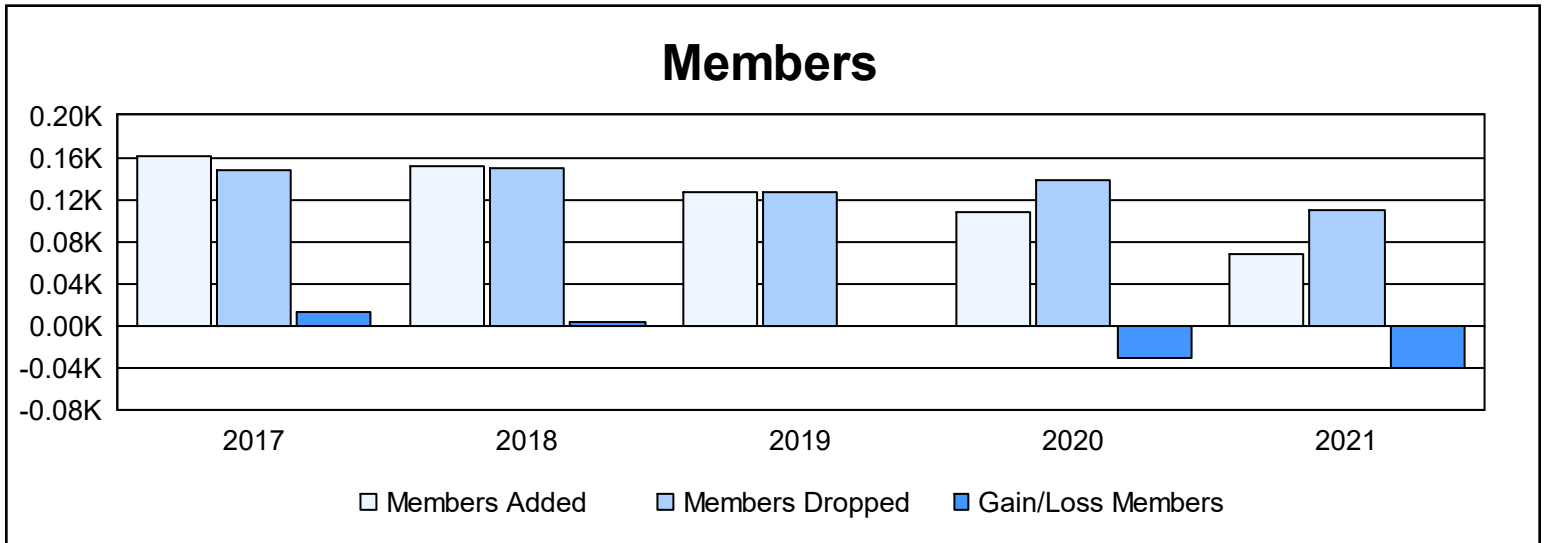
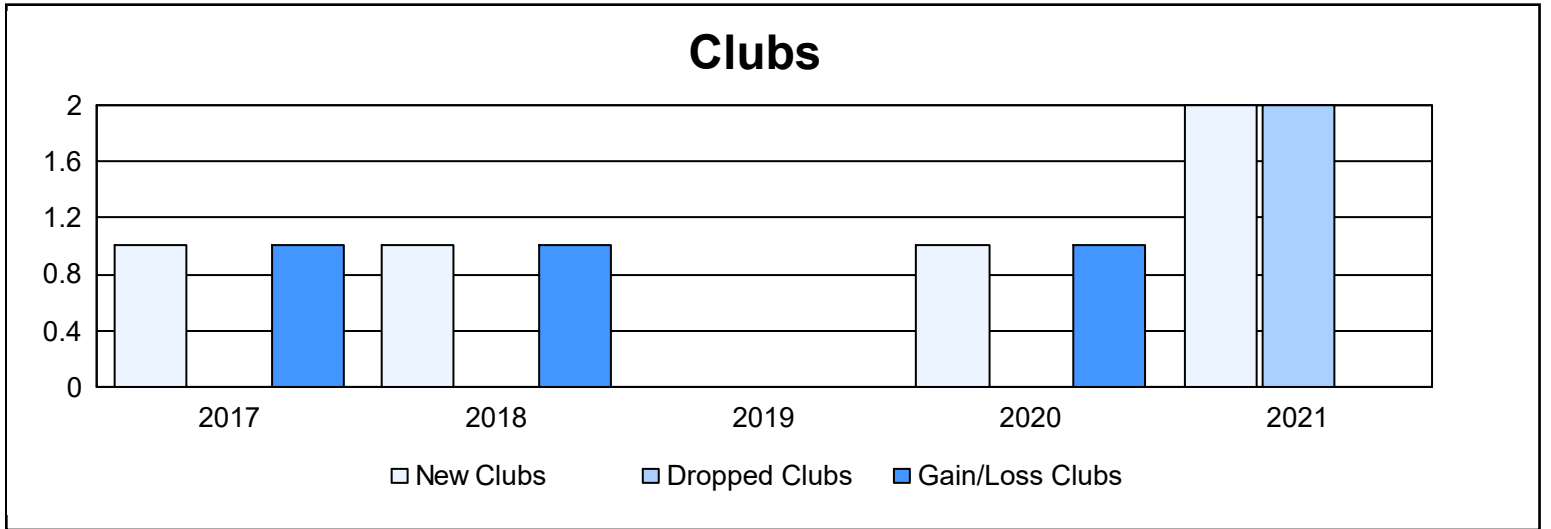
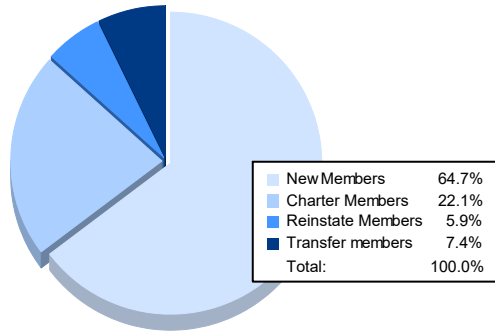


| Year           | New Clubs | Dropped Clubs | Gain/ Loss Clubs | New Members | Charter Members | Reinstate Members | Transfer Members | Total Member Added | Total Members Dropped | Gain/ Loss Members |
|----------------|-----------|---------------|------------------|-------------|-----------------|-------------------|------------------|--------------------|-----------------------|--------------------|
| 2016-2017      | 1         | 0             | 1                | 128         | 20              | 3                 | 10               | 161                | 148                   | 13                 |
| 2017-2018      | 1         | 0             | 1                | 111         | 24              | 1                 | 16               | 152                | 149                   | 3                  |
| 2018-2019      | 0         | 0             | 0                | 112         | 0               | 7                 | 7                | 126                | 126                   | 0                  |
| 2019-2020      | 1         | 0             | 1                | 60          | 35              | 3                 | 10               | 108                | 138                   | -30                |
| 2020-2021      | 2         | 2             | 0                | 44          | 15              | 4                 | 5                | 68                 | 109                   | -41                |
| <b>Average</b> | <b>1</b>  | <b>0</b>      | <b>1</b>         | <b>91</b>   | <b>19</b>       | <b>4</b>          | <b>10</b>        | <b>123</b>         | <b>134</b>            | <b>-11</b>         |



### Membership Composition June 2021 Cumulative



### Gender Composition June 2021 Cumulative

